

Guideline to submit the artwork




ASEDAS

ASIAN Southeast Digital Art Association

The 3rd International Virtual Digital Art Exhibition

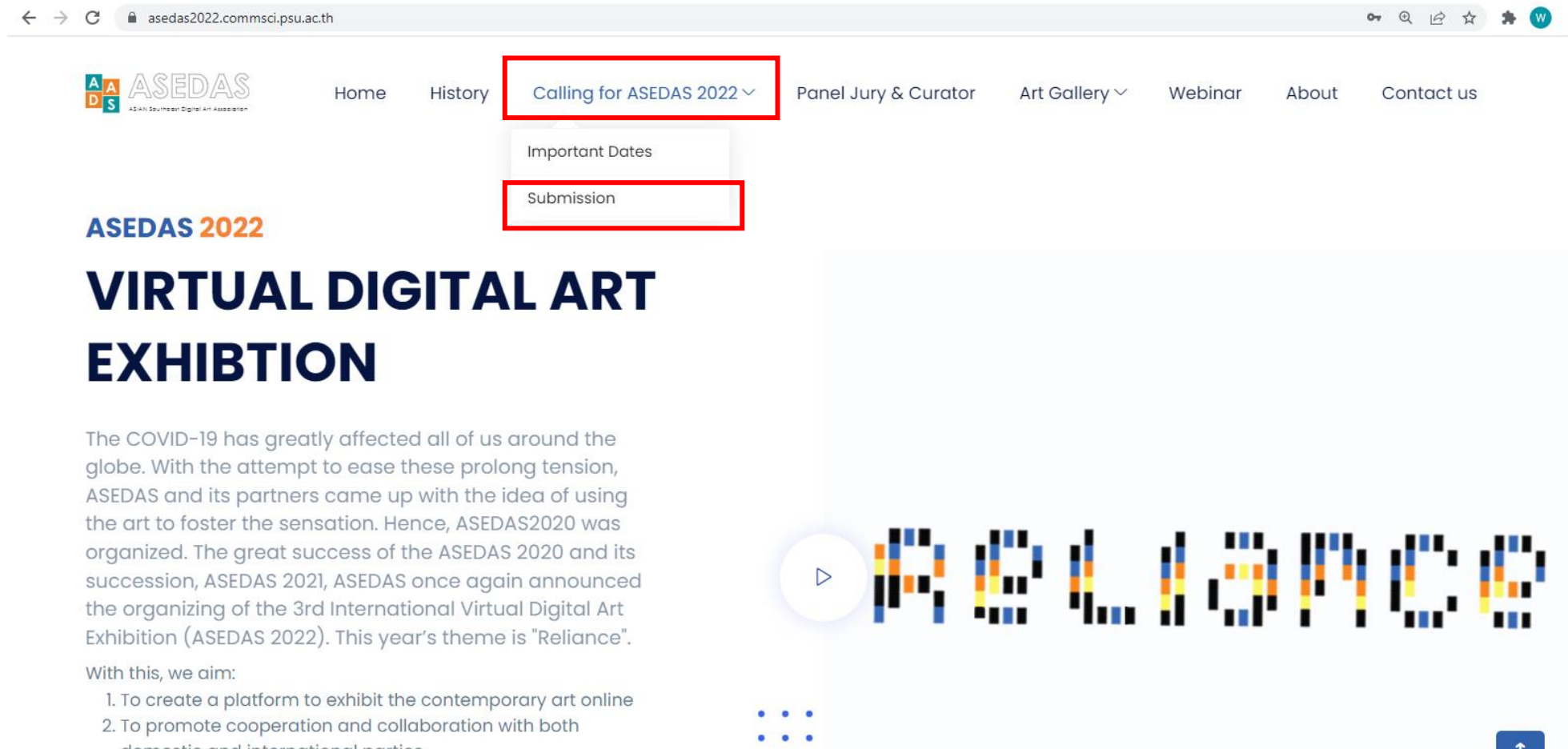
It is now the time we put a leap of fate and trust
that everything will be fine. Rely on yourself, rely on the evolution of medication,
rely on the advancement of technology, rely on one another 'Reliance'



Strategic Partnership ASEDAS 2022



1. Under 'Calling for ASEDAS 2022' select 'Submission'



The screenshot shows the website asedas2022.commsci.psu.ac.th. The navigation menu includes: Home, History, Calling for ASEDAS 2022 (with a dropdown arrow), Panel Jury & Curator, Art Gallery (with a dropdown arrow), Webinar, About, and Contact us. The dropdown menu for 'Calling for ASEDAS 2022' is open, showing 'Important Dates' and 'Submission' (highlighted with a red box). The main content area features the ASEDAS 2022 logo, the title 'VIRTUAL DIGITAL ART EXHIBITION', and a paragraph of text. Below the text is a list of two aims. At the bottom right, there is a play button icon, a decorative graphic of the word 'ASEDAS' in a pixelated font, and a blue button with an upward arrow.

ASEDAS
ASIAN SOUTHEAST DIGITAL ART ASSOCIATION

Home History **Calling for ASEDAS 2022** Panel Jury & Curator Art Gallery Webinar About Contact us

Important Dates
Submission

ASEDAS 2022

VIRTUAL DIGITAL ART EXHIBITION

The COVID-19 has greatly affected all of us around the globe. With the attempt to ease these prolong tension, ASEDAS and its partners came up with the idea of using the art to foster the sensation. Hence, ASEDAS2020 was organized. The great success of the ASEDAS 2020 and its succession, ASEDAS 2021, ASEDAS once again announced the organizing of the 3rd International Virtual Digital Art Exhibition (ASEDAS 2022). This year's theme is "Reliance".

With this, we aim:

1. To create a platform to exhibit the contemporary art online
2. To promote cooperation and collaboration with both domestic and international parties

2. At 'Submission' click Register for first time user, if you already have a username and password please go ahead and login

As we promised, we are an international exhibition platform affiliated with universities around the world. We encourage creativity and talent and display your work through our websites and partners around the world.



Important Dates

- Submission: March 7 - April 30, 2022
- Panel jury evaluation: May 1, 2022
- Exhibition opening Ceremony: July 1, 2022
- Exhibition period: July 2, to December 30, 2022
- Webinar: Wednesday of the first week of August, September, October, November, and December 2022
- Compilation of E-Catalogs and E-Book Compilation: post-Event



Submission



Username cannot be blank.



Password cannot be blank.

or

Registration: fill in required information and click submit.

← → ↻ 🔒 asedas2022.commsci.psu.ac.th/user/default/register



2022
ASEDAS
ASIAN Southeast Digital Art Association

The 3rd International Virtual Digital Art Exhibition

It is now the time we put a leap of fate and trust
that everything will be fine. Rely on yourself, rely on the evolution of medication,
rely on the advancement of technology, rely on one another 'Reliance'



Register



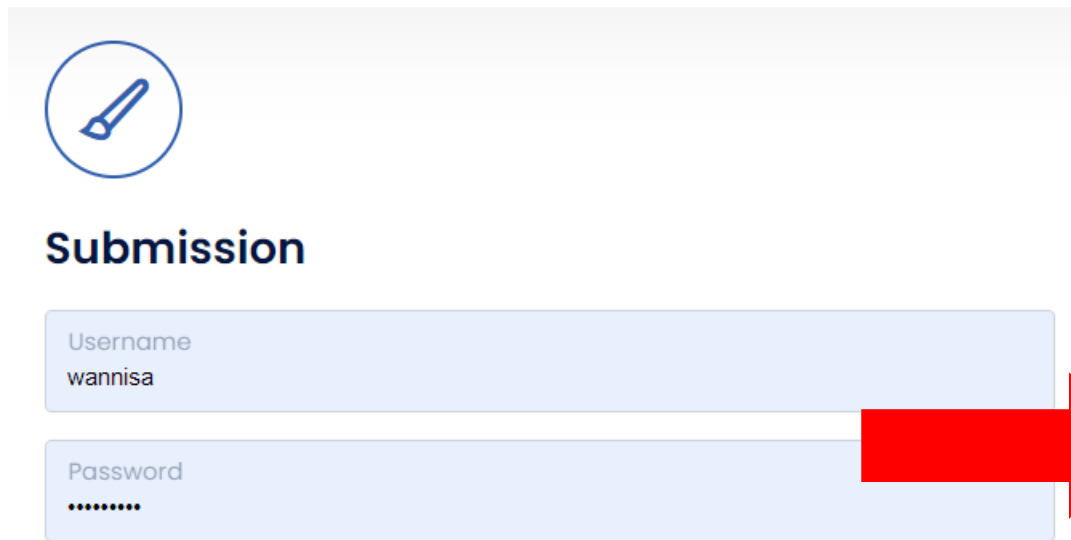
Username cannot be blank.




Password cannot be blank.

[Home](#)

After click 'submit' it will bring you back to homepage, please go to 'submission' again and this time select 'login'





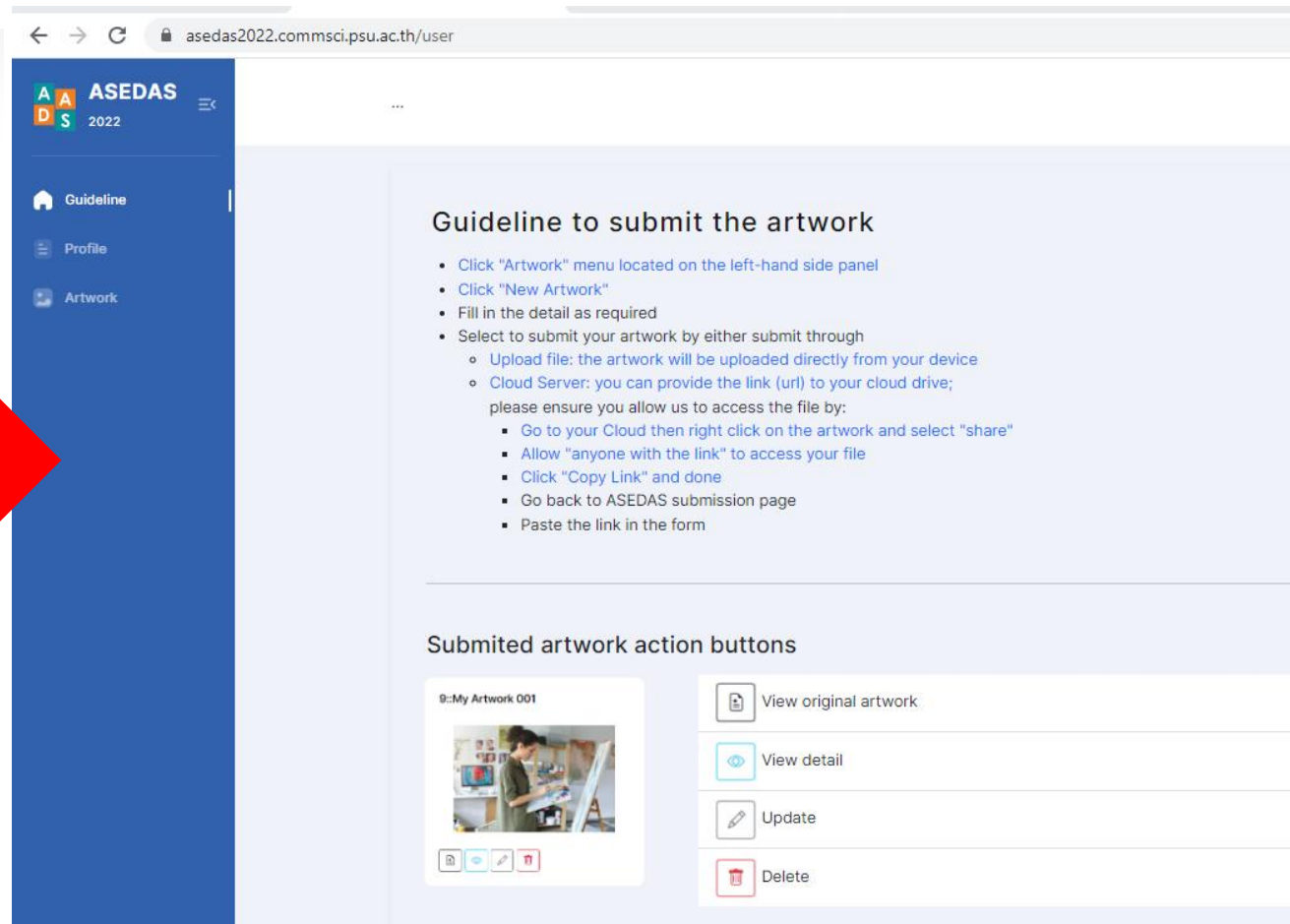
Submission

Username
wannisa

Password
.....

[Login](#) or [Register](#)

You will be browsed to the submission system



asedas2022.commsci.psu.ac.th/user

ASEDAS 2022


- Guideline
- Profile
- Artwork

Guideline to submit the artwork

- Click "Artwork" menu located on the left-hand side panel
- Click "New Artwork"
- Fill in the detail as required
- Select to submit your artwork by either submit through
 - Upload file: the artwork will be uploaded directly from your device
 - Cloud Server: you can provide the link (url) to your cloud drive; please ensure you allow us to access the file by:
 - Go to your Cloud then right click on the artwork and select "share"
 - Allow "anyone with the link" to access your file
 - Click "Copy Link" and done
 - Go back to ASEDAS submission page
 - Paste the link in the form

Submitted artwork action buttons

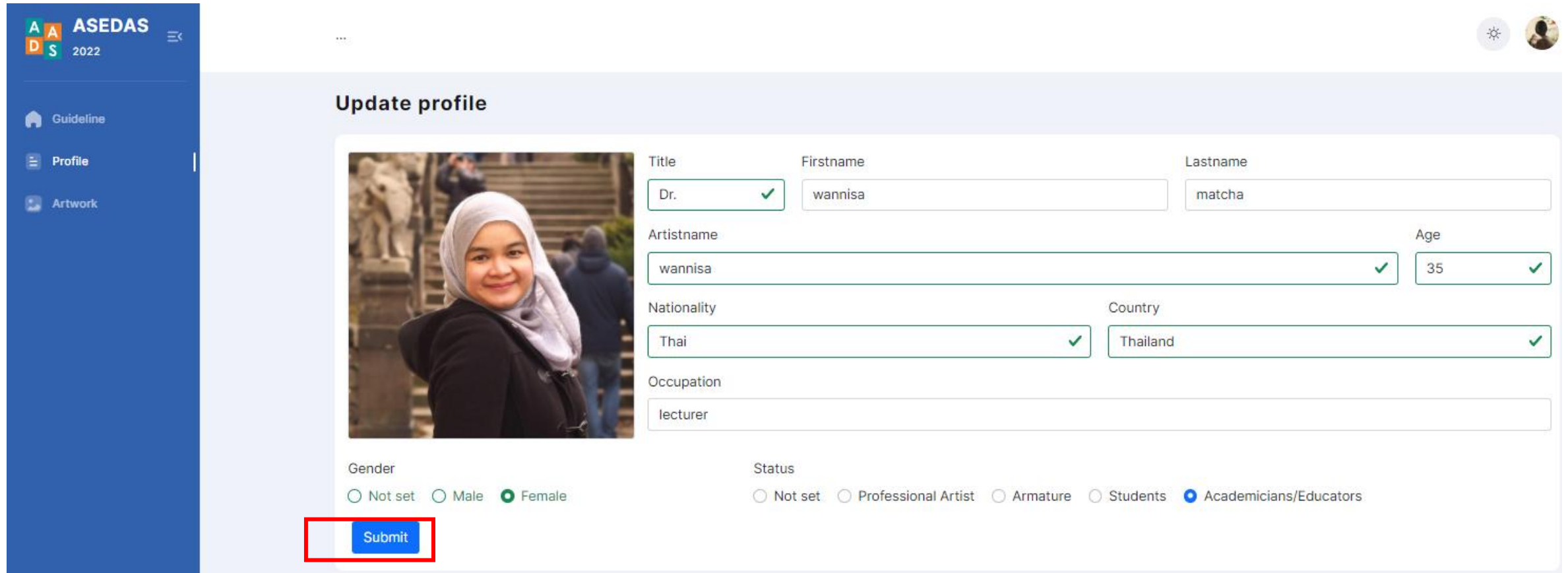
9::My Artwork 001



- View original artwork
- View detail
- Update
- Delete

Add your information about Yourself


- Click Profile and fill in the information, after you are done click 'submit'



ASEDAS 2022

Guideline
Profile
Artwork

Update profile



Title: ✓

Firstname:

Lastname:

Artistname: ✓

Age: ✓

Nationality: ✓

Country: ✓

Occupation:

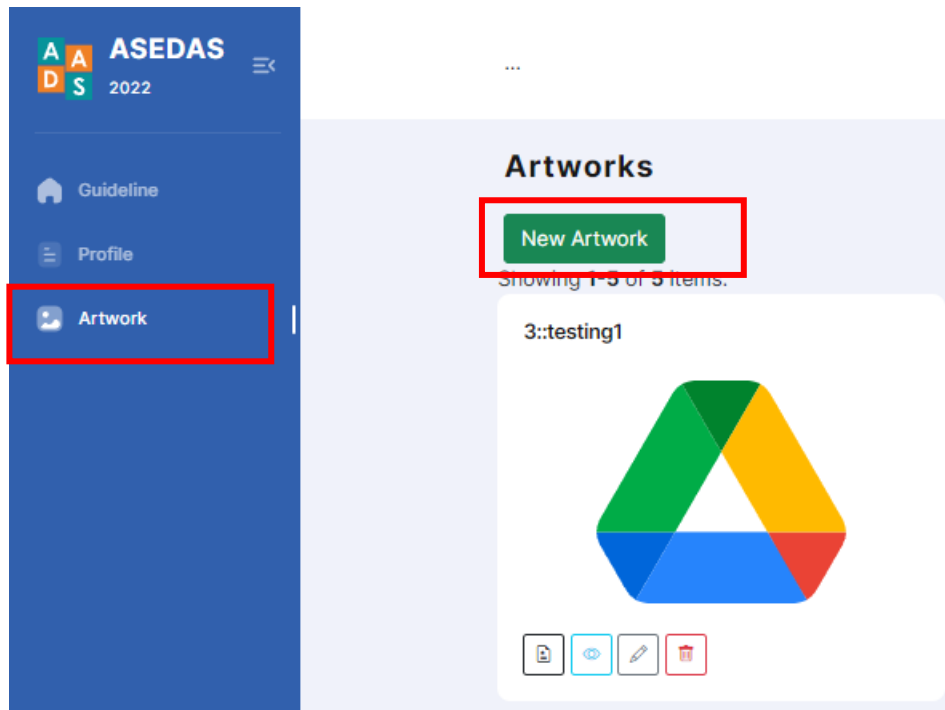
Gender: Not set Male Female

Status: Not set Professional Artist Armature Students Academicians/Educators

Submit

Guideline to submit the artwork

- Click "Artwork" menu located on the left-hand side panel
- Click "New Artwork" and fill in the required information



The screenshot displays the "Create Artwork" form. It includes several input fields: "Title", "Description", "Technique", and "Resolution". Below these are radio buttons for "File Type" with options "Upload" and "Cloud Url". A yellow highlighted section titled "Artist's Consent" contains the following text: "By click submit button, the author, hereby, warrants that this artwork is original, and the exhibits do not infringe the intellectual property rights of third parties. The Organizer will not be responsible for any infringement of property rights. I agree that the Organizer reserves the right to display and publish for non-commercial purposes. Therefore, the author who submits the work to the contest is deemed to agree to the terms of this exhibition." Below this text is an "Accept" checkbox. At the bottom of the form is a green "Submit" button. A red rectangular box highlights the "Artist's Consent" section and the "Submit" button. Below the form, the text "Please, make sure you acknowledge our terms" is displayed.